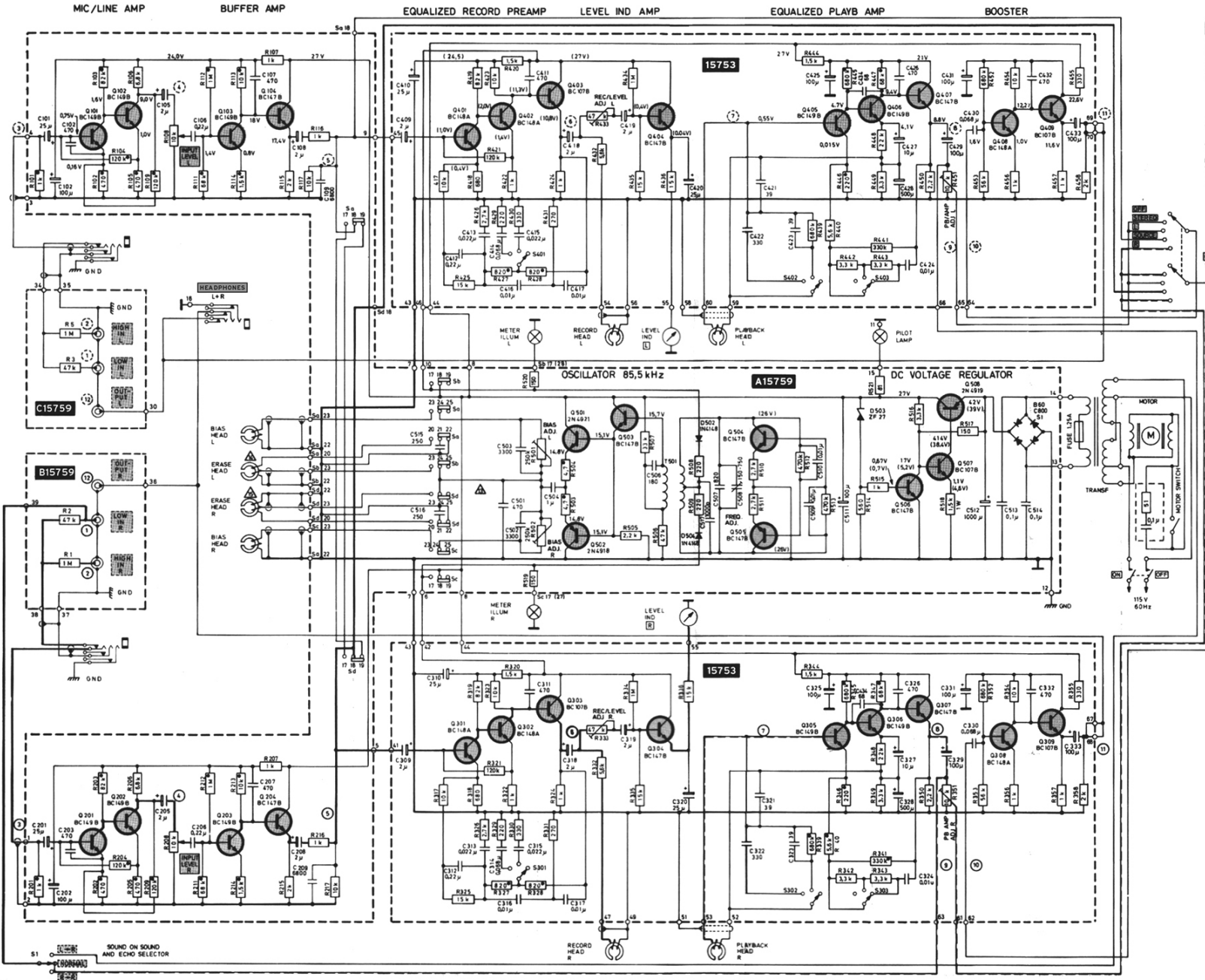
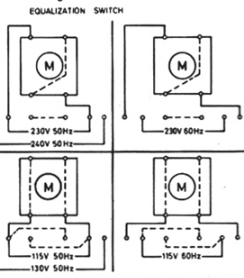
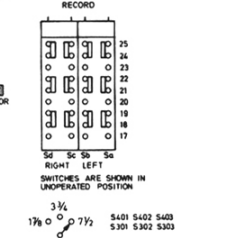


16.2 U.S. Version



- NOTES**
- BOARD
 - TOP PLATE MARKING
 - REAR PANEL MARKING
 - PRESET CONTROL
 - TEST POINT
 - CONNECTION TERMINAL
 - UPPER TRACK - LEFT CHANNEL
 - LOWER TRACK - RIGHT CHANNEL
 - SIGNAL PATH, PLAYBACK
 - SIGNAL PATH, RECORD
 - DEPOSITED CARBON RESISTORS
- CAPACITORS INDICATED IN μ F UNLESS OTHERWISE SPECIFIED μ = 1000 PPF
 RESISTORS INDICATED IN OHMS UNLESS OTHERWISE SPECIFIED k = 1000 OHMS M = 1000 000 OHMS
 VOLTAGES GIVEN IN PARANTHESIS REFER TO RECORD POSITION



TRANSFORMER AND MOTOR CONNECTIONS

SENSITIVITY AT 400 Hz	RECORD 85.5 kHz
1 5 mV	13 6 VOLT
2 100 mV	14 90 VOLT
3 0.1 mV	15 90 VOLT
4 20 mV	
5 105 mV	
6 2.2 V	
7 2 mV	
8 350 mV	
9 115 mV	
10 115 mV	
11 1 V	
12 1 V	