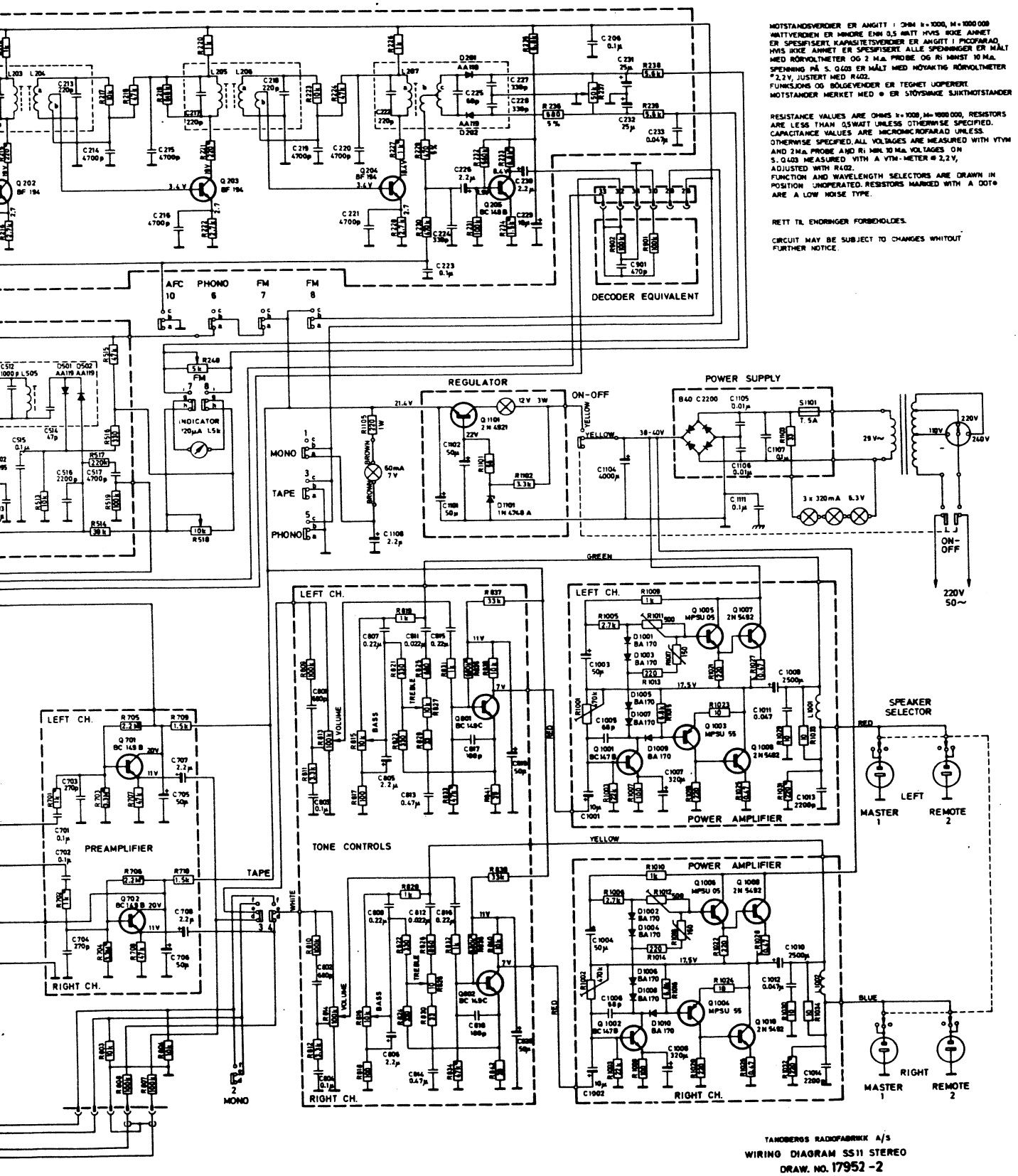

MOTSTANDSVERDIER ER ANGITT I OHM k = 1000, M = 1000 000
WATTVERDIEN ER MINDRE ENN 0,5 WATT HVIS IKKE ANNET
ER SPESIFISERT. KAPASITETSVERDIER ER ANGITT I PICOFARAD
HVIS IKKE ANNET ER SPESIFISERT. ALLE SPENNINGER ER MÅLT
MED RÖRVOLTMETER OG 2 MΩ PROBE OG Ri MINST 10 MΩ.
SPENNING PÅ S. Q403 ER MÅLT MED NØYAKTIG RÖRVOLTMETER
2,2 V, JUSTERT MED R402.
FUNKSJONS OG BÅLGEVENDER ER TEGNET UOPERERT.
MOTSTANDER MERKET MED ⊕ ER STØYSVAKE SJIKTMOTSTANDER

RESISTANCE VALUES ARE OHMS k = 1000, M = 1000 000, RESISTORS
ARE LESS THAN 0,5 WATT UNLESS OTHERWISE SPECIFIED.
CAPACITANCE VALUES ARE MICROMICROFARAD UNLESS
OTHERWISE SPECIFIED. ALL VOLTAGES ARE MEASURED WITH VTVM
AND 2 MΩ PROBE AND Ri MIN. 10 MΩ. VOLTAGES ON
S. Q403 MEASURED WITH A VTM-METER @ 2,2 V,
ADJUSTED WITH R402.
FUNCTION AND WAVELENGTH SELECTORS ARE DRAWN IN
POSITION UNOPERATED. RESISTORS MARKED WITH A DOT⊕
ARE A LOW NOISE TYPE.

RETT TIL ENDRINGER FORBEHOLDES.

CIRCUIT MAY BE SUBJECT TO CHANGES WHITOUT
FURTHER NOTICE.

TANDBERGS RADIOFABRIKK A/S

WIRING DIAGRAM SS11 STEREO

DRAW. NO. 17952-2

MAY 1970

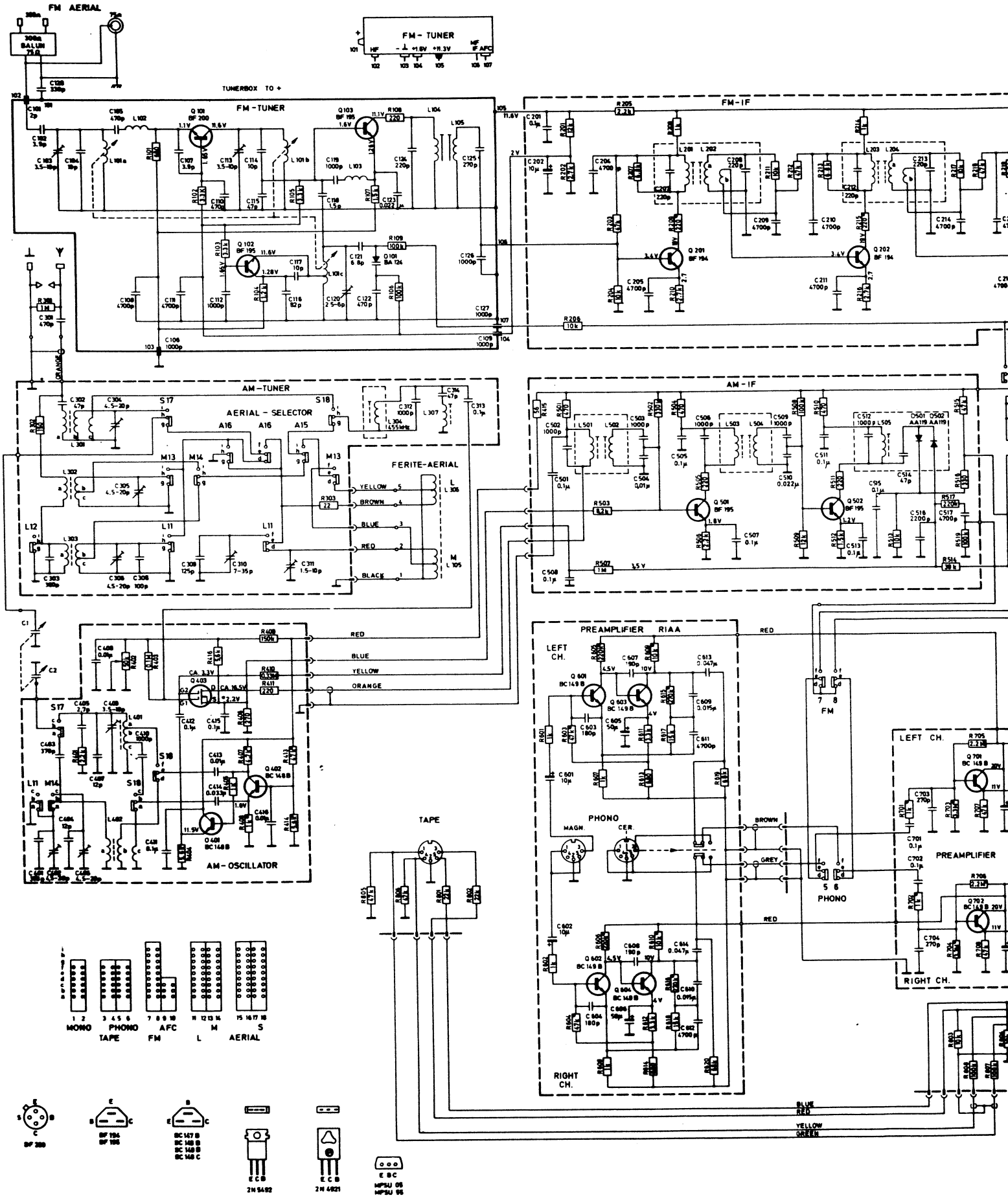
FM AERIAL
300Ω
75Ω
300Ω BALUN 75Ω
FM - TUNER
TUNERBOX TO +
FM-TUNER
FM-IF
AM-TUNER
AERIAL - SELECTOR
FERITE-AERIAL
YELLOW
BROWN
BLUE
RED
BLACK
AM-IF
AM-OSCILLATOR
PREAMPLIFIER RIAA
LEFT CH.
PHONO
MAGN.
CER.
RIGHT CH.
TAPE
FM
PHONO
PREAMPLIFIER
LEFT CH.
RIGHT CH.
BROWN
GREY
RED
ORANGE
BLUE
YELLOW
GREEN
MONO
TAPE
PHONO
AFC
FM
L
M
S
AERIAL
BF 200
BF 194
BF 195
BC 147 B
BC 148 B
BC 149 B
BC 149 C
2N 5492
2N 4921
MPSU 05
MPSU 55

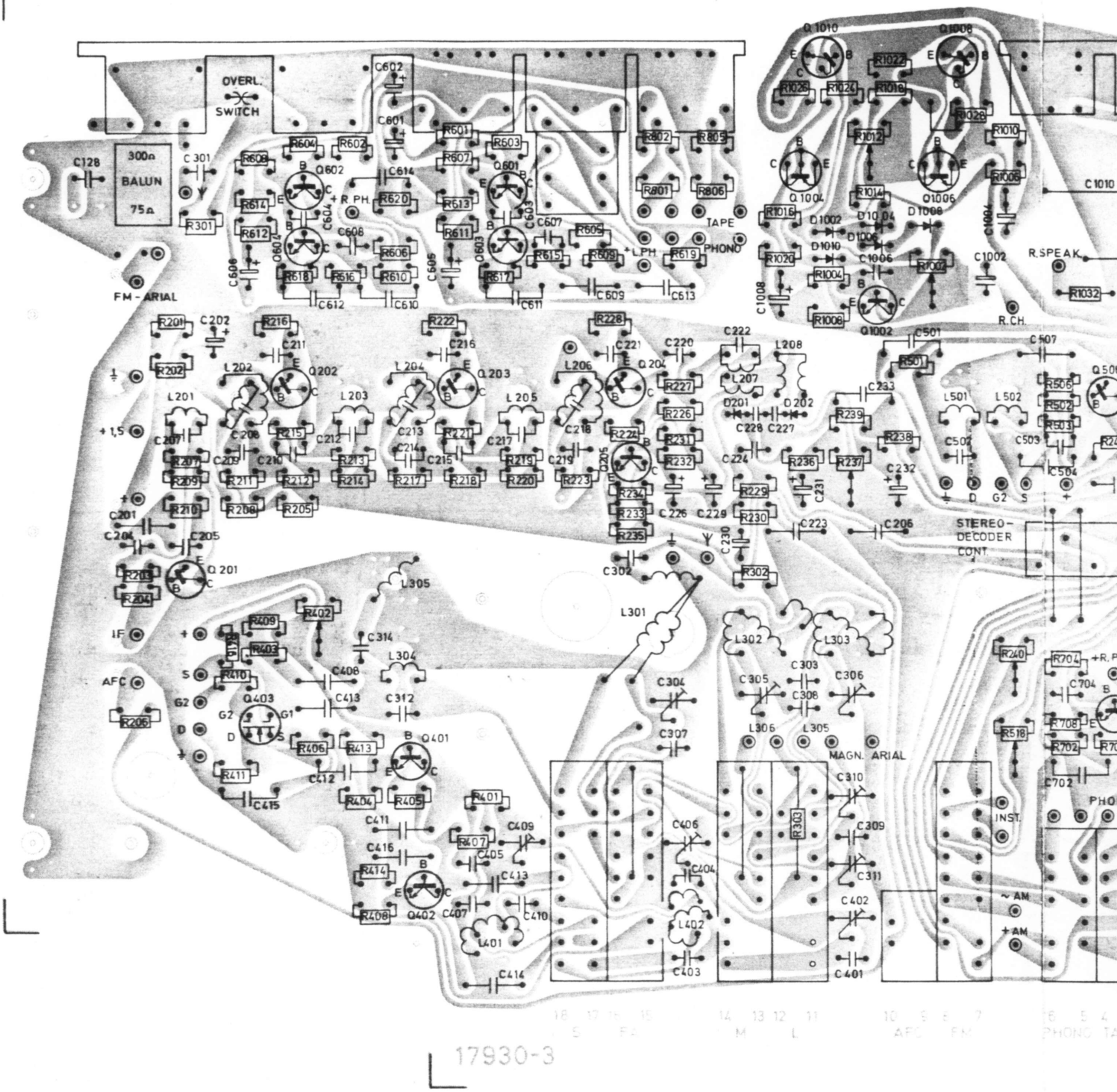

Hovedplaten, sett fra foliesiden.
The main circuit board, printed side.

TANDBERG Sølvsuper 11

748-7-70. Part nr. 276352. Reklametrykk.

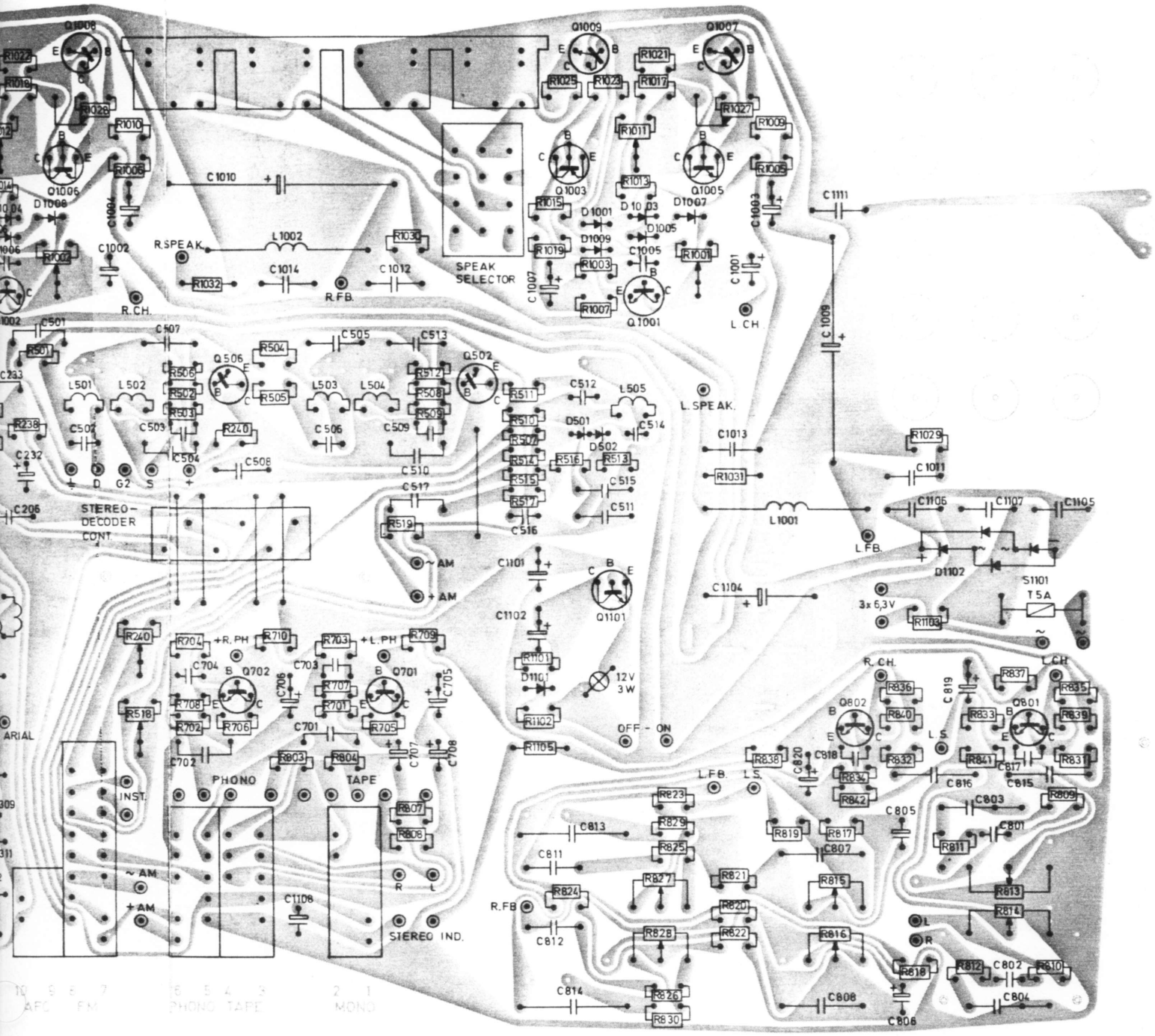

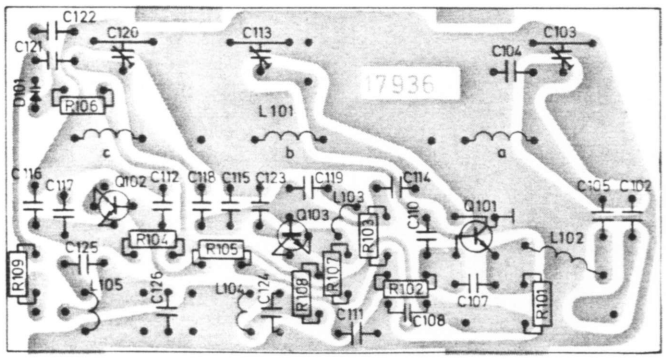

FM-tuneren, sett fra foliesiden.
The FM-tuner, printed side.